

Investment Weekly

9 December 2024

Chart of the week – Political realities bite in France



Are good economics now bad politics? Recent developments in France are a case in point. IMF forecasts show the country's public finances are on an unsustainable path, with the debt ratio expected to reach almost 130% of GDP by the end of the decade. But with the French parliament split into three blocs, there is limited political will to find a solution. French Prime Minister Barnier's proposed EUR60bn budget consolidation saw him swiftly ejected from office.

Amid the political impasse, France's 10-year government bond spread over Germany has moved higher, and is now above that of Spain and Portugal. Yet, this is not a marker of an imminent crisis. In the words of financial wags, it's not a "Truss moment". Spreads in France have not blown out in the same way they did in the UK in September 2022, when then-Prime Minister Truss introduced a budget that incorporated significant unfinanced tax cuts, worsening debt sustainability. No such measures are being touted in France for the time being.

The market reaction to last week's events in France has been sanguine. That reflects today's better economic reality versus 2022 – ongoing disinflation, central bank rate cuts, and decent global growth. The ECB also provides an ultimate backstop against disorderly market dynamics in the eurozone via the Transmission Protection Instrument (TPI), even if this comes with strings attached. So, although events require monitoring, and the distinction between the eurozone core and periphery is blurring, **this is likely to be a slow-burn issue rather than the start of a new crisis.**

Market Spotlight

Hedge funds in a higher-for-longer world

With inflation remaining a bit sticky in places, and fiscal activism still in play, it makes sense that investors expect a fairly shallow rate cutting cycle in 2025. The ability of central banks to insulate the economy and markets against adverse shocks – the so called "Fed put" – looks constrained.

We think many alternative asset classes offer an attractive solution. **Hedge funds, for example, have exhibited consistently low correlations to stocks over the past three years.** This coincides with a period of higher rates and a higher dispersion of equity returns which typically benefits "stock picking" strategies that hedge funds embed. This contrasts with the 2010s when record-low interest rates were causing nearly all stocks to rise in unison. For 2025, an environment of rising uncertainty and market volatility would likely to keep dispersion high. And for those hedge funds with significant unencumbered cash balances, higher rates would provide a further boost to their total return.

The value of investments and any income from them can go down as well as up and investors may not get back the amount originally invested. Past performance does not predict future returns. For informational purposes only and should not be construed as a recommendation to invest in the specific country, product, strategy, sector or security. Any views expressed were held at the time of preparation and are subject to change without notice. Any forecast, projection or target where provided is indicative only and is not guaranteed in any way. Diversification does not ensure a profit or protect against loss. Source: HSBC Asset Management. Macrobond, Bloomberg. Data as at 7.30am UK time 06 December 2024.

US stock valuations →

Stretched US valuations and the 2025 outlook

European Equities →

European challenges but also opportunities

Asian high-yield →

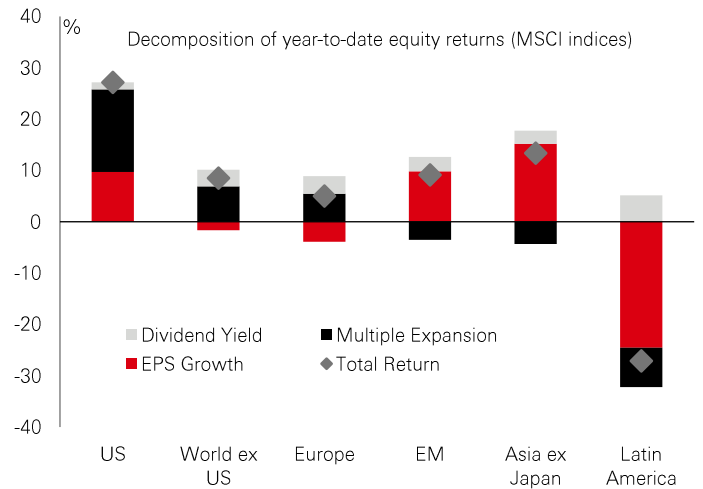
Increased diversification for Asian credit investors

Multiple concerns

Barring a major shock between now and the new year, US stock markets are set to notch up world beating performance in 2024. To many, this comes as no surprise in a year where the soft landing was delivered, profit growth rebounded, and AI started delivering on its huge potential. But where does this leave us for 2025?

We think US markets can continue to perform well. The prospects of tax cuts and deregulation is the icing on top of the cake that is a resilient US economy. Profit growth is likely to remain strong, even if current expectations of c. 15% for 2025 EPS growth look somewhat optimistic.

But a key challenge will be valuations. Decomposing year-to-date equity returns shows multiple expansion has been responsible for the bulk of US gains this year, unlike in emerging markets – particularly in Asia – where profits and dividends have driven stocks higher. This leaves US stocks trading on a 12-month forward PE of 22.0x, well above the last 10-year average of 18.6x. Stretched US valuations, along with a “broadening out” of profit growth across the world, make it important to look beyond recent winners.

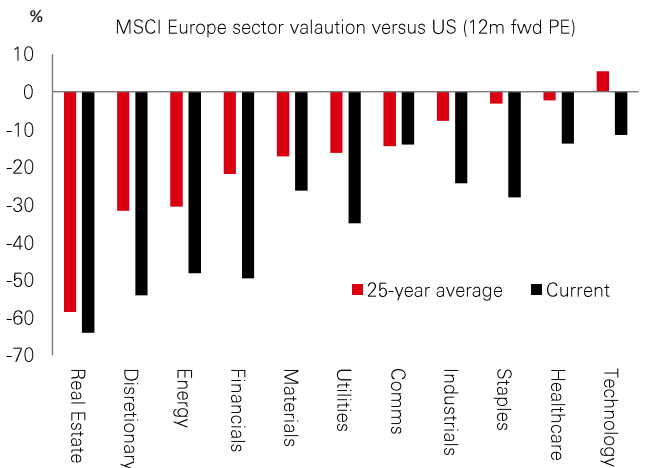


Europe on sale?

Despite a good start to 2024, European equities have struggled for momentum since the summer, while US stocks have zipped ahead. Year-to-date, this leaves European stocks experiencing their worst relative performance to the US in close to 50 years.

Investor pessimism around Europe is perhaps unsurprising. The export-dependent bloc is weighed down by weak global trade growth, exposure to soft Chinese demand, and competition from China’s lower cost carmakers. German Fortune 500 companies have announced over 60,000 layoffs this year with more expected to come. On top of the bad economic news, the region’s politics looks troubling (see main story).

The outcome is a European market that now looks very cheap. MSCI Europe is on a trailing PE of 15.3x versus 30x for the US. At the sector level, discounts look particularly pronounced for consumer staples, healthcare, financials and industrials. So, although caution is warranted, some re-rating is possible – triggered perhaps by scope for China’s reflation, or government support for domestic “world-class” brands. A weaker euro helps. And bargain hunters are likely to be out in force, making **M&A and buyback activity a potential boost in 2025.**

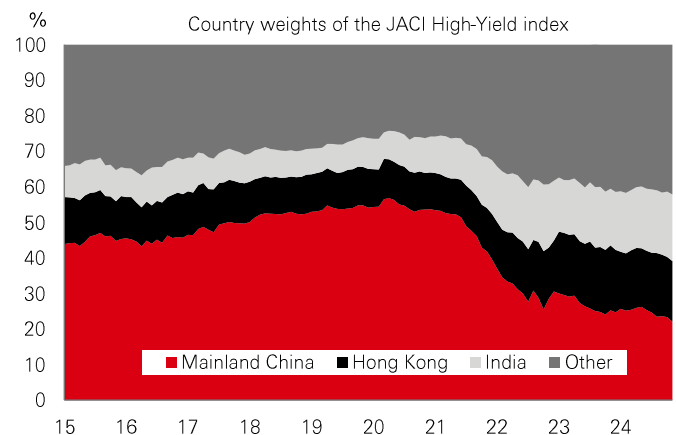


Asian high yield’s evolution

2024 has been a great year for Asia’s credit markets, especially for high-yield bonds. The benchmark JACI high-yield index has delivered double-digit returns. Following a tough period for the market post-pandemic, several factors have reignited investor enthusiasm.

Firstly, **exposure to China has fallen considerably as troubled real estate names have defaulted and dropped off indices.** This “flushing out” process has resulted in a market that is not only more geographically and sectorally diverse, but also has a much lower average default rate. Many companies now operate with healthy balance sheets and easy access to cheap local funding channels.

This leaves the asset class in a strong position for 2025. Yields remain higher versus historical levels and DM equivalents, providing room for further spread compression. Of course, China’s macro situation is a key risk to monitor, and there is likely to be noise around tariffs. But improved diversification – including increased exposure to fast-growing India – and ongoing China’s stimulus measures should limit the downside.



Past performance does not predict future returns. The level of yield is not guaranteed and may rise or fall in the future. For informational purposes only and should not be construed as a recommendation to invest in the specific country, product, strategy, sector or security. Any views expressed were held at the time of preparation and are subject to change without notice. Index returns assume reinvestment of all distributions and do not reflect fees or expenses. You cannot invest directly in an index. Any forecast, projection or target where provided is indicative only and not guaranteed in any way. Source: JP Morgan, HSBC Asset Management, Macrobond, Bloomberg, Datastream. Data as at 7.30am UK time 06 December 2024.



Key Events and Data Releases

Last week

Date	Country	Indicator	Data as of	Actual	Prior
Mon. 02 December	US	ISM Manufacturing Index	Nov	48.4	46.5
	BR	S&P Global Manufacturing PMI	Nov	52.3	52.9
	MX	S&P Global Manufacturing PMI	Nov	49.9	48.4
Tue. 03 December	US	JOLTS Job Openings	Oct	7.74mn	7.37mn
	BR	GDP (qoq)	Q3	0.9%	1.4%
Wed. 04 December	US	ISM Services Index	Nov	52.1	56.0
	US	Fed Chair Powell	Dec	-	-
Fri. 06 December	IN	RBI Repo Rate	Dec	6.50%	6.50%
	US	Change in Non-Farm Payrolls	Nov	-	12.0k
	US	Univ. of Michigan Sentiment Index (Prelim)	Dec	-	71.8

US - United States, BR - Brazil, MX - Mexico, IN - India

The week ahead

Date	Country	Indicator	Data as of	Survey	Prior
Mon. 09 December	CN	CPI (yoy)	Nov	0.5%	0.3%
Tue. 10 December	US	NFIB Index of Small Business Optimism	Nov	94.1	93.7
	BR	CPI (yoy)	Nov	4.8%	4.8%
	AU	RBA Cash Target Rate	Dec	4.35%	4.35%
	CN	Trade Balance (USD)	Nov	92.0bn	95.7bn
Wed. 11 December	US	CPI (yoy)	Nov	2.7%	2.6%
	BR	Banco de Brazil SELIC Target Rate	Dec	12.00%	11.25%
	CA	BoC Policy Rate	Dec	3.25%	3.75%
Thu. 12 December	US	PPI (mom)	Nov	0.3%	0.2%
	EZ	ECB Deposit Rate	Dec	3.00%	3.25%
	JP	TANKAN Business Conditions Manufacturing Index	Q4	13.0	13.0
	IN	Industrial Production (yoy)	Oct	3.5%	3.1%
	IN	CPI (yoy)	Nov	5.7%	6.2%

CN - China, US - United States, BR - Brazil, AU - Australia, CA - Canada, EZ - Euro Zone, JP - Japan, IN - India

Source: HSBC Asset Management. Data as at 7.30am UK time 06 December 2024. For informational purposes only and should not be construed as a recommendation to invest in the specific country, product, strategy, sector or security. Any views expressed were held at the time of preparation and are subject to change without notice.



Positive risk market appetite persists despite increased political tensions, and the US Dollar index consolidated. Core government bonds were range-bound, as Fed Chair Powell stated the Fed “can afford to be a little more cautious” on the path to a neutral policy stance. In US equities, the S&P500 touched an all-time high but lagged the Nasdaq. The Euro Stoxx 50 rallied, with France’s CAC rebounding. The Nikkei 225 strengthened on higher machinery makers as the yen traded sideways (vs USD). EM stock markets were broadly higher, led by India’s Sensex index. The Shanghai Composite and Hang Seng advanced ahead of China’s Central Economic Work Conference whereas rising political worries weighed on South Korea’s Kospi index. In commodities, oil edged higher as the OPEC+’s decided to delay a plan to roll back production cuts to April 2025. Gold edged lower, while copper gained.

Disclaimer

This document or video is prepared by The Hongkong and Shanghai Banking Corporation Limited ('HBAP'), 1 Queen's Road Central, Hong Kong. HBAP is incorporated in Hong Kong and is part of the HSBC Group. This document or video is distributed and/or made available, HSBC Bank (China) Company Limited, HSBC Bank (Singapore) Limited, HSBC Bank Middle East Limited (UAE), HSBC UK Bank Plc, HSBC Bank Malaysia Berhad (198401015221 (127776-V))/HSBC Amanah Malaysia Berhad (20080100642 1 (807705-X)), HSBC Bank (Taiwan) Limited, HSBC Bank plc, Jersey Branch, HSBC Bank plc, Guernsey Branch, HSBC Bank plc in the Isle of Man, HSBC Continental Europe, Greece, The Hongkong and Shanghai Banking Corporation Limited, India (HSBC India), HSBC Bank (Vietnam) Limited, PT Bank HSBC Indonesia (HBID), HSBC Bank (Uruguay) S.A. (HSBC Uruguay is authorised and overseen by Banco Central del Uruguay), HBAP Sri Lanka Branch, The Hongkong and Shanghai Banking Corporation Limited – Philippine Branch, HSBC Investment and Insurance Brokerage, Philippines Inc, and HSBC FinTech Services (Shanghai) Company Limited and HSBC Mexico, S.A. Multiple Banking Institution HSBC Financial Group (collectively, the "Distributors") to their respective clients. This document or video is for general circulation and information purposes only.

The contents of this document or video may not be reproduced or further distributed to any person or entity, whether in whole or in part, for any purpose. This document or video must not be distributed in any jurisdiction where its distribution is unlawful. All non-authorised reproduction or use of this document or video will be the responsibility of the user and may lead to legal proceedings. The material contained in this document or video is for general information purposes only and does not constitute investment research or advice or a recommendation to buy or sell investments. Some of the statements contained in this document or video may be considered forward looking statements which provide current expectations or forecasts of future events. Such forward looking statements are not guarantees of future performance or events and involve risks and uncertainties. Actual results may differ materially from those described in such forward-looking statements as a result of various factors. HBAP and the Distributors do not undertake any obligation to update the forward-looking statements contained herein, or to update the reasons why actual results could differ from those projected in the forward-looking statements. This document or video has no contractual value and is not by any means intended as a solicitation, nor a recommendation for the purchase or sale of any financial instrument in any jurisdiction in which such an offer is not lawful. The views and opinions expressed are based on the HSBC Global Investment Committee at the time of preparation and are subject to change at any time.

These views may not necessarily indicate HSBC Asset Management's current portfolios' composition. Individual portfolios managed by HSBC Asset Management primarily reflect individual clients' objectives, risk preferences, time horizon, and market liquidity.

The value of investments and the income from them can go down as well as up and investors may not get back the amount originally invested. Past performance contained in this document or video is not a reliable indicator of future performance whilst any forecasts, projections and simulations contained herein should not be relied upon as an indication of future results. Where overseas investments are held the rate of currency exchange may cause the value of such investments to go down as well as up. Investments in emerging markets are by their nature higher risk and potentially more volatile than those inherent in some established markets. Economies in emerging markets generally are heavily dependent upon international trade and, accordingly, have been and may continue to be affected adversely by trade barriers, exchange controls, managed adjustments in relative currency values and other protectionist measures imposed or negotiated by the countries with which they trade. These economies also have been and may continue to be affected adversely by economic conditions in the countries in which they trade. Investments are subject to market risks, read all investment related documents carefully.

This document or video provides a high-level overview of the recent economic environment and has been prepared for information purposes only. The views presented are those of HBAP and are based on HBAP's global views and may not necessarily align with the Distributors' local views. It has not been prepared in accordance with legal requirements designed to promote the independence of investment research and is not subject to any prohibition on dealing ahead of its dissemination. It is not intended to provide and should not be relied on for accounting, legal or tax advice. Before you make any investment decision, you may wish to consult an independent financial adviser. In the event that you choose not to seek advice from a financial adviser, you should carefully consider whether the investment product is suitable for you. You are advised to obtain appropriate professional advice where necessary.

The accuracy and/or completeness of any third-party information obtained from sources which we believe to be reliable might have not been independently verified, hence Customer must seek from several sources prior to making investment decision.

The following statement is only applicable to HSBC Mexico, S.A. Multiple Banking Institution HSBC Financial Group with regard to how the publication is distributed to its customers: This publication is distributed by Wealth Insights of HSBC México, and its objective is for informational purposes only and should not be interpreted as an offer or invitation to buy or sell any security related to financial instruments, investments or other financial product. This communication is not intended to contain an exhaustive description of the considerations that may be important in making a decision to make any change and/or modification to any product, and what is contained or reflected in this report does not constitute, and is not intended to constitute, nor should it be construed as advice, investment advice or a recommendation, offer or solicitation to buy or sell any service, product, security, merchandise, currency or any other asset.

Receiving parties should not consider this document as a substitute for their own judgment. The past performance of the securities or financial instruments mentioned herein is not necessarily indicative of future results. All information, as well as prices indicated, are subject to change without prior notice; Wealth Insights of HSBC Mexico is not obliged to update or keep it current or to give any notification in the event that the information presented here undergoes any update or change. The securities and investment products described herein may not be suitable for sale in all jurisdictions or may not be suitable for some categories of investors.

The information contained in this communication is derived from a variety of sources deemed reliable; however, its accuracy or completeness cannot be guaranteed. HSBC México will not be responsible for any loss or damage of any kind that may arise from transmission errors, inaccuracies, omissions, changes in market factors or conditions, or any other circumstance beyond the control of HSBC. Different HSBC legal entities may carry out distribution of Wealth Insights internationally in accordance with local regulatory requirements.

Important Information about the Hongkong and Shanghai Banking Corporation Limited, India ("HSBC India")

HSBC India is a branch of The Hongkong and Shanghai Banking Corporation Limited. HSBC India is a distributor of mutual funds and referrer of investment products from third party entities registered and regulated in India. HSBC India does not distribute investment products to those persons who are either the citizens or residents of United States of America (USA), Canada or New Zealand or any other jurisdiction where such distribution would be contrary to law or regulation.

The following statement is only applicable to HSBC Bank (Taiwan) Limited with regard to how the publication is distributed to its customers: HSBC Bank (Taiwan) Limited ("the Bank") shall fulfill the fiduciary duty act as a reasonable person once in exercising offering/conducting ordinary care in offering trust services/ business. However, the Bank disclaims any guarantee on the management or operation performance of the trust business.

The following statement is only applicable to PT Bank HSBC Indonesia ("HBID"): PT Bank HSBC Indonesia ("HBID") is licensed and supervised by Indonesia Financial Services Authority ("OJK"). Customer must understand that historical performance does not guarantee future performance. Investment product that are offered in HBID is third party products, HBID is a selling agent for third party product such as Mutual Fund and Bonds. HBID and HSBC Group (HSBC Holdings Plc and its subsidiaries and associates company or any of its branches) does not guarantee the underlying investment, principal or return on customer investment. Investment in Mutual Funds and Bonds is not covered by the deposit insurance program of the Indonesian Deposit Insurance Corporation (LPS).

Important information about ESG and Sustainable Investing

In broad terms "ESG and sustainable investing" products include investment approaches or instruments which consider environmental, social, governance and/or other sustainability factors to varying degrees. Certain instruments we classify as ESG or sustainable investing products may be in the process of changing to deliver sustainability outcomes. There is no guarantee that ESG and Sustainable investing products will produce returns similar to those which don't have any ESG or sustainable characteristics. ESG and Sustainable investing products may diverge from traditional market benchmarks. In addition, there is no standard definition of, or measurement criteria for, ESG and Sustainable investing or the impact of ESG and Sustainable investing products. ESG and Sustainable investing and related impact measurement criteria are (a) highly subjective and (b) may vary significantly across and within sectors.

HSBC may rely on measurement criteria devised and reported by third party providers or issuers. HSBC does not always conduct its own specific due diligence in relation to measurement criteria. There is no guarantee: (a) that the nature of the ESG / sustainability impact or measurement criteria of an investment will be aligned with any particular investor's sustainability goals; or (b) that the stated level or target level of ESG / sustainability impact will be achieved. ESG and Sustainable investing is an evolving area and new regulations and coverage are being developed which will affect how investments can be categorised or labelled. An investment which is considered to fulfil sustainable criteria today may not meet those criteria at some point in the future.

When we allocate an HSBC ESG and Sustainable Investing (SI) classification: HSBC ESG Enhanced, HSBC Thematic or HSBC Impact to an investment product, this does not mean that all individual underlying holdings in the investment product or portfolio individually qualify for the classification. Similarly, when we classify an equity or fixed income under an HSBC ESG Enhanced, HSBC Thematic or HSBC Impact category, this does not mean that the underlying issuer's activities are fully aligned with the relevant ESG product or sustainable characteristics attributable to the classification. As such, an SI classification does not mean that all underlying holdings in a fund meet the relevant sustainable investment criteria. Not all investments, portfolios or services are eligible to be classified under our ESG and SI classifications. This may be because there is insufficient information available or because a particular investment product does not meet HSBC's SI classifications criteria.

Today we finance a number of industries that significantly contribute to greenhouse gas emissions. We have a strategy to help our customers to reduce their emissions and to reduce our own. For more information visit www.hsbc.com/sustainability

HSBC may rely on measurement criteria devised and reported by third party providers or issuers. HSBC does not always conduct its own specific due diligence in relation to measurement criteria. There is no guarantee: (a) that the nature of the ESG / sustainability impact or measurement criteria of an investment will be aligned with any particular investor's sustainability goals; or (b) that the stated level or target level of ESG / sustainability impact will be achieved. ESG and Sustainable investing is an evolving area and new regulations are